KLS martin GROUP



LevelOne Fixation

Osteosynthesis 2.0 Mini

www.klsmartin.com

Oral and maxillofacial surgery is our passion! We also want to continue our development along with our customers. Day in, day out, we work to develop innovative products and services that satisfy the highest quality demands and contribute to the patient's well-being.

Table of Contents

	Pages
Product Features	4-5
Fields of Use 2.0 Mini	6
Overview of Materials	7
Product Range	8-65
■ Implants	
■ Screws	8-13
■ Cranium	14-15
■ Midface	16-17
■ Mandible	18-21
■ Orthognathic Surgery	22-27
■ Universal Osteosynthesis Plates	28-41
■ Universal Mesh Plates	42-43
■ Rigid Blue Plates	44-45
■ Instruments	46-53
■ Storage	54-63
■ Sterile Kits	64-65
Index	66-67

Feature, Function and Benefit

With LevelOne, KLS Martin offers a comprehensive system for plate and screw osteosynthesis. A clearly structured variety of implants, universally applicable and designed for specific applications, covers the most diverse areas of oral and maxillofacial surgery.

The storage system consists of basic modules, storage modules, and color-coded screw storage packs that can be filled individually and combined according to requirements.

This offers surgeons the option of choosing between preconfigured modules or configuring their own system. There are no limits to the configuration options.

LevelOne – a coherent approach that has become indispensable in osteosynthesis.

LevelOne – Implants

	Feature and Function	Benefits
maxDrive® Screws 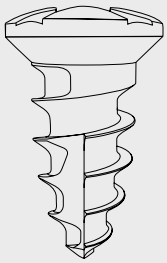	▪ Predefined, self-centering guidance ▪ Self-retaining mechanism ▪ Various designs ▪ Standard Ø 2.0 mm ▪ Drill-Free Ø 2.0 mm ▪ Locking Screws Ø 2.0 mm ▪ Emergency Ø 2.3 mm	▪ Easy pick-up and insertion of the screw ▪ Can be screwed in at an angle ▪ Direct force transfer from the screwdrive blade to the screw ▪ Screw variance for multiple application options
Clip Magazines and Instruments 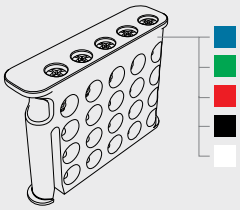	▪ Color-coded screw clips and instruments	▪ Quick and easy identification of corresponding implants and instruments
Plates 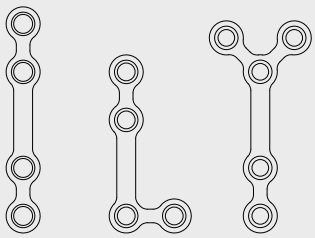	▪ Variety of plate designs ▪ Universal plate geometries ▪ Specific implant designs	▪ Versatile coverage of a very wide range of applications
Storage 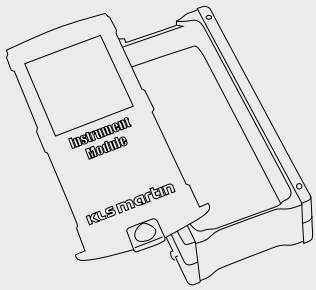	▪ Freely combinable LevelOne storage modules	▪ Compact storage for instruments and implants ▪ Flexibility and adaptation to individual customer requirements

LevelOne Fixation

Fields of Use

The possible areas of application with the 2.0-mm system are as diverse as the LevelOne system itself:

- Mandibular fractures
- Fixation of bone grafts
- Primary and secondary reconstruction of mandibular defects
- Fractures in load-bearing regions of the cranium

Overview of Materials

		
	Plate selection	**Screws**
Materials	Ti Pure titanium in implant quality	Ti Titanium alloy in implant quality Ti-6Al-4V
Standards	DIN ISO 5832-2 DIN 17850 ASTM F 67	DIN ISO 5832-3 DIN 17851 ASTM F 136a

Mini Screws 2.0 mm

maxDrive®

Mini screws Ø 2.0 mm
self-retaining

Ø x L (mm)	maxDrive® 5	STERILE R 5	STERILE R 1
2.0 x 4 mm	25-872-04-09	25-872-04-75	25-872-04-71
2.0 x 5 mm	25-872-05-09	25-872-05-75	25-872-05-71
2.0 x 6 mm	25-872-06-09	25-872-06-75	25-872-06-71
2.0 x 7 mm	25-872-07-09	25-872-07-75	25-872-07-71
2.0 x 9 mm	25-872-09-09	25-872-09-75	25-872-09-71
2.0 x 11 mm	25-872-11-09	25-872-11-75	25-872-11-71
2.0 x 13 mm	25-872-13-09	25-872-13-75	25-872-13-71
2.0 x 15 mm	25-872-15-09	25-872-15-75	25-872-15-71
2.0 x 17 mm	25-872-17-09	25-872-17-75	25-872-17-71
2.0 x 19 mm	25-872-19-09		25-872-19-71

Emergency screws Ø 2.3 mm
self-retaining

Ø x L (mm)	maxDrive® 5	STERILE R 5	STERILE R 1
2.3 x 4 mm	25-873-44-09	25-873-44-75	25-873-44-71
2.3 x 5 mm	25-873-45-09	25-873-45-75	25-873-45-71
2.3 x 7 mm	25-873-47-09	25-873-47-75	25-873-47-71
2.3 x 9 mm	25-873-49-09		25-873-49-71

Drill-free screws Ø 2.0 mm
self-retaining

Ø x L (mm)	maxDrive® 5	STERILE R 5	STERILE R 1
2.0 x 5 mm	25-879-05-09	25-879-05-75	25-879-05-71
2.0 x 6 mm	25-879-06-09		25-879-06-71
2.0 x 7 mm	25-879-07-09	25-879-07-75	25-879-07-71
2.0 x 9 mm	25-879-09-09	25-879-09-75	25-879-09-71

Angular stable screws Ø 2.0 mm
self-retaining

Ø x L (mm)	maxDrive® 5	STERILE R 5	STERILE R 1
2.0 x 5 mm	25-882-05-09	25-882-05-75	25-882-05-71
2.0 x 7 mm	25-882-07-09	25-882-07-75	25-882-07-71
2.0 x 9 mm	25-882-09-09	25-882-09-75	25-882-09-71
2.0 x 11 mm	25-882-11-09	25-882-11-75	25-882-11-71
2.0 x 13 mm	25-882-13-09	25-882-13-75	25-882-13-71
2.0 x 15 mm	25-882-15-09	25-882-15-75	25-882-15-71
2.0 x 17 mm	25-882-17-09	25-882-17-75	25-882-17-71
2.0 x 19 mm	25-882-19-09	25-882-19-75	25-882-19-71

Centre-Drive® Ti 5

Mini screws Ø 2.0 mm
self-retaining

Ø x L (mm)	Centre-Drive®	STERILE R
2.0 x 4 mm	25-662-04-09	25-662-04-75
2.0 x 5 mm	25-662-05-09	25-662-05-75
2.0 x 6 mm	25-662-06-09	
2.0 x 7 mm	25-662-07-09	25-662-07-75
2.0 x 9 mm	25-662-09-09	25-662-09-75
2.0 x 11 mm	25-662-11-09	25-662-11-75
2.0 x 13 mm	25-662-13-09	25-662-13-75
2.0 x 15 mm	25-662-15-09	25-662-15-75
2.0 x 17 mm	25-662-17-09	25-662-17-75
2.0 x 19 mm	25-662-19-09	25-662-19-75

Emergency screws Ø 2.3 mm
self-retaining

Ø x L (mm)	Centre-Drive®	STERILE R
2.3 x 5 mm	25-663-45-09	
2.3 x 7 mm	25-663-47-09	25-663-47-75
2.3 x 9 mm	25-663-49-09	25-663-49-75

Drill-free screws Ø 2.0 mm
self-retaining

Ø x L (mm)	Centre-Drive®	STERILE R
2.0 x 5 mm	25-669-05-09	25-669-05-75
2.0 x 7 mm	25-669-07-09	25-669-07-75

MMF Screws

maxDrive® MMF Screw

Ø	Thread length	Total length	Item No.	
2.0 mm	8 mm	12 mm	25-092-08-09	Ti 5
2.0 mm	8 mm	12 mm	25-092-08-72	Ti 2
2.0 mm	8 mm	12 mm	25-092-38-05	St 5
2.0 mm	8 mm	12 mm	25-092-38-72	St 2
2.0 mm	12 mm	16 mm	25-092-12-09	Ti 5
2.0 mm	12 mm	16 mm	25-092-12-72	Ti 2
2.0 mm	12 mm	16 mm	25-092-42-05	St 5
2.0 mm	12 mm	16 mm	25-092-42-72	St 2

Amsterdam MMF Screw

Ø	Thread length	Total length	Item No.	
2.0 mm	8 mm	12 mm	25-099-12-09	Ti 2
2.0 mm	8 mm	12 mm	25-099-12-72	Ti 2
2.0 mm	8 mm	12 mm	25-099-42-05	St 2
2.0 mm	8 mm	12 mm	25-099-42-72	St 2
2.0 mm	10 mm	14 mm	25-099-14-09	Ti 2
2.0 mm	10 mm	14 mm	25-099-14-72	Ti 2
2.0 mm	10 mm	14 mm	25-099-44-05	St 2
2.0 mm	10 mm	14 mm	25-099-44-72	St 2

Amsterdam MMF
Developed in cooperation with:
Dr. Bart van den Bergh, VU Amsterdam, Netherlands

without clip magazine

FAMI MMF Screw

(Fixation and adaptation in mandibular injuries)

Ø	Thread length	Total length	Item No.	
2.0 mm	8 mm	10.4 mm	25-097-08-09	Ti 2
2.0 mm	8 mm	10.4 mm	25-097-08-75	Ti 2

FAMI MMF –
developed in cooperation with:
- Lars Erikson D.D.S, Odont D. (Ph.D.), University of Lund, Sweden
- Dr. Dr. Rainer Fangmann, MSC, Wilhelmshaven, Germany
- PD Dr. Dr. R. Mischkowski, Städt. Klinikum Ludwigshafen, Germany

with clip magazine

Fast-Fix MMF System
Washers, Instruments and Storage Container

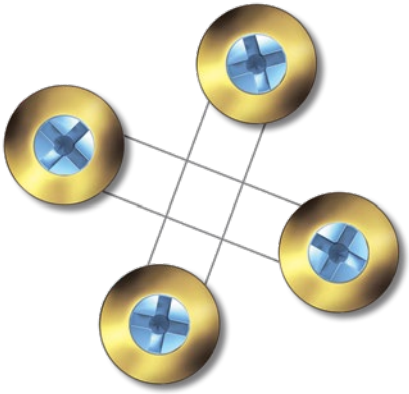

2/1

25-095-90-09

MMF washer, model Rome, short

Ti 5

2/1

25-095-91-09

MMF washer, model Rome, long

Ti 5

Note:
Used in conjunction with 2.0-mm maxDrive® , Centre-Drive® screws

Explanation of icons

St Stainless steel

1 Units per package

Fast-Fix MMF System

55-961-29-04		2.0-mm MMF module, complete, consisting of:
55-962-48-04	1	MMF module with red module rails
55-963-47-04	1	Lid for 2.0-mm MMF module

		Set recommendation
25-407-04-04	St 1	Screwdriver handle, only
25-486-97-07	St 1	maxDrive® blade, 2.0 / 2.3 mm
22-500-11-07	St 1	TC wire twisting forceps
11-865-12-07	St 1	Wire cutting scissors
39-311-20-07	St 1	Tamponade stopper

For further information,
please refer to brochure
"Maxillomandibular Fixation MMF System"

Implants: Cranium

Blows and injuries to the cranium can cause blood congestion in the brain and a resulting increase in intracranial pressure. In such cases, the skullcap is opened using special trephine drills to drain the fluids.

For the subsequent covering of such drill holes we offer our "Burr Hole Cover" plates.

Explanation of icons

Ti Pure titanium

Plate profile

1 Units per package

STERILE R Sterile packaged implants

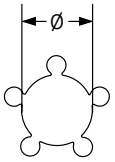

1/1

50-311-17-09 Ti 1

50-311-17-71 Ti 1

Ø 17 mm

flat

= 0.6 mm

50-311-27-09 Ti 1

50-311-27-71 Ti 1

Ø 17 mm

pre-shaped

= 0.3 mm

Implants: Midface

Nasal Miniplates

1/1

50-399-10-09 Ti 1
50-399-10-71 Ti 1
= 0.6 mm

50-399-12-09 Ti 1
50-399-12-71 Ti 1
= 0.6 mm

Orbital Plates

1/1

50-400-06-09 Ti 5
50-400-06-91 Ti 1
50-400-06-71 Ti 1
= 0.6 mm

50-400-08-09 Ti 5
50-400-08-91 Ti 1
50-400-08-71 Ti 1
= 0.6 mm

50-405-12-09 Ti 1
50-405-12-71 Ti 1
= 0.7 mm

Champy Orbital Plates

1/1

25-395-08-09 Ti 5
25-395-08-91 Ti 1
= 0.6 mm

25-395-10-09 Ti 5
25-395-10-91 Ti 1
= 0.6 mm

25-395-12-09 Ti 5
25-395-12-91 Ti 1
= 0.6 mm

Implants: Mandible

Trapez-3D Condylar Fracture Plates

1/1

25-285-10-91 Ti 1

14 x 14.5 mm

= 1.0 mm

Standard

1/1

25-283-15-91 Ti 1

25-283-15-71 Ti 1

14 x 14.5 mm

= 1.0 mm

Locking

Explanation of icons

- Ti Pure titanium
- Plate profile
- 1 Units per package
- STERILE R Sterile packaged implants

Rhombus-3D
Condylar Fracture Plates

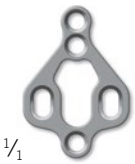

1/1

25-285-05-09 Ti 1
25-285-05-71 Ti 1

20 x 13 mm

= 1.0 mm

Standard

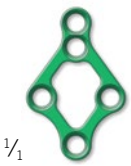

1/1

25-283-05-09 Ti 1
25-283-05-71 Ti 1

20 x 13 mm

= 1.0 mm

Locking

Magdeburg
Condylar Fracture Plates

1/1

25-380-04-09 Ti 5
25-380-04-91 Ti 1
25-380-04-71 Ti 1
= 1.0 mm

25-382-04-09 Ti 5
25-382-04-91 Ti 1
25-382-04-71 Ti 1
= 1.0 mm

Angular stable
Condylar Fracture Plates

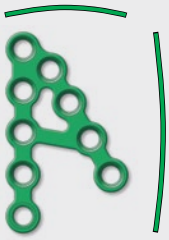

1/1

25-283-25-91 Ti 1
25-283-25-71 Ti 1
26.5 x 16.1 mm, right
= 1.0 mm

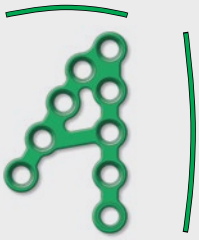

25-283-26-91 Ti 1
25-283-26-71 Ti 1
26.5 x 16.1 mm, left
= 1.0 mm

Angular stable
Condylar Fracture Plates

1/1

25-283-20-91 Ti 1
25-283-20-71 Ti 1
35 x 18.2 mm, right
= 1.0 mm

25-283-21-91 Ti 1
25-283-21-71 Ti 1
35 x 18.2 mm, left
= 1.0 mm

1/1

25-288-08-09 Ti 1
21.4 x 32.5 mm, right
= 1.0 mm

25-289-08-09 Ti 1
21.4 x 32.5 mm, left
= 1.0 mm

Implants:
Orthognathic Surgery

BSSO Sliding Plates

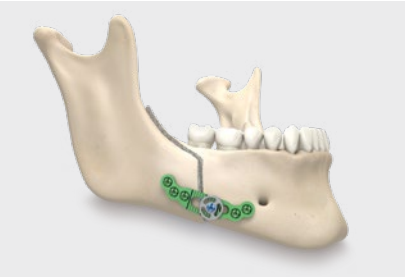

1/1

25-401-39-09 Ti 1

Slider

= 1.0 mm

for fixing with standard screws
(not angular stable, 2.0 / 2.3 mm)

1/1

25-401-36-09 Ti 1

= 1.0 mm

with 1-mm graduation

25-401-37-09 Ti 1

= 1.0 mm

with 1-mm graduation

25-401-38-09 Ti 1

= 1.0 mm

with 1-mm graduation

Explanation of icons

Ti Pure titanium

Plate profile

1 Units per package

STERILE R Sterile packaged implants

BSSO Plates, twin row

Rhombus-3D Condylar Fracture Plates

1/1

25-394-34-09 Ti 1

= 1.0 mm

with 1-mm graduation

25-395-34-09 Ti 1

= 1.0 mm

with 1-mm graduation

1/1

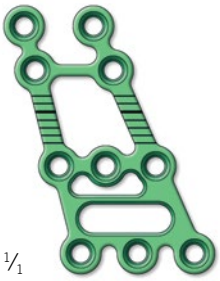

25-401-43-09 Ti 1

right

= 1.2 mm

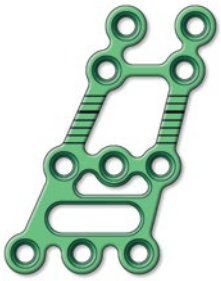

25-401-44-09 Ti 1

left

= 1.2 mm

for fixing with angular stable screws (ThreadLock TS, 2.0 /2.3 mm) or standard screws (not angular stable, 2.0/2.3 mm)

Champy-Arnhem

1/1

25-392-04-09 Ti 5
25-392-04-91 Ti 1
25-392-04-71 Ti 1
= 1.0 mm
with 1-mm graduation

25-394-04-09 Ti 5
25-394-04-91 Ti 1
25-394-04-71 Ti 1
= 1.0 mm
with 1-mm graduation

Mandibular Angle Plate with Sliding Holes

1/1

50-405-06-91 Ti 1
50-405-06-71 Ti 1
= 1.5 mm

BSSO Sliding Plate "Cologne"

Plate including slider	1/1 	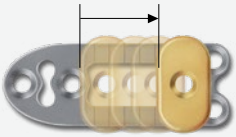
25-401-30-09 Ti 1 25-401-30-71 Ti 1 = 0.8 mm 1/2	30 mm	11 mm
25-401-35-09 Ti 1 25-401-35-71 Ti 1 = 0.8 mm 1/2	35 mm	16 mm
25-401-40-09 Ti 1 25-401-40-71 Ti 1 = 0.8 mm 1/2	40 mm	21 mm

Chin Plates

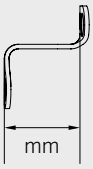

1/1

50-300-02-09 Ti 5
50-300-02-91 Ti 1
50-300-02-71 Ti 1
2 mm
= 0.6 mm

50-300-04-09 Ti 5
50-300-04-91 Ti 1
50-300-04-71 Ti 1
4 mm
= 0.6 mm

50-300-06-09 Ti 5
50-300-06-91 Ti 1
50-300-06-71 Ti 1
6 mm
= 0.6 mm

50-300-08-09 Ti 5
50-300-08-91 Ti 1
50-300-08-71 Ti 1
8 mm
= 0.6 mm

1/1

50-300-10-09 Ti 5
50-300-10-91 Ti 1
50-300-10-71 Ti 1
10 mm
= 0.6 mm

50-300-12-91 Ti 1
50-300-12-71 Ti 1
12 mm
= 0.6 mm

50-300-14-91 Ti 1
50-300-14-71 Ti 1
14 mm
= 0.6 mm

Mini Chin Plates

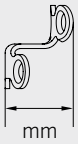

1/1

50-303-02-09 Ti 1
2 mm
= 0.6 mm

50-303-03-09 Ti 1
3 mm
= 0.6 mm

50-303-04-09 Ti 1
4 mm
= 0.6 mm

50-303-05-09 Ti 1
5 mm
= 0.6 mm

1/1

50-303-06-09 Ti 1
6 mm
= 0.6 mm

50-303-07-09 Ti 1
7 mm
= 0.6 mm

50-303-08-09 Ti 1
8 mm
= 0.6 mm

50-303-09-09 Ti 1
9 mm
= 0.6 mm

Maxilla
with 1-mm graduation

For further information please refer to the folder "Arnett FAB Orthognathic System“

1/1

25-399-26-09 Ti 1
25-399-26-71 Ti 1
= 0.8 mm

25-399-26-89 Al 1

25-399-32-09 Ti 1
25-399-32-71 Ti 1
= 0.8 mm

25-399-32-89 Al 1

25-399-37-09 Ti 1
25-399-37-71 Ti 1
= 1.0 mm

25-399-37-89 Al 1

1/1

25-397-27-09 Ti 1
25-397-27-71 Ti 1
= 0.8 mm

25-397-27-89 Al 1

25-397-31-09 Ti 1
25-397-31-71 Ti 1
= 0.8 mm

25-397-31-89 Al 1

25-397-35-09 Ti 1
25-397-35-71 Ti 1
= 0.8 mm

25-397-35-89 Al 1

25-397-39-09 Ti 1
25-397-39-71 Ti 1
= 1.0 mm

25-397-39-89 Al 1

1/1

25-398-27-09 Ti 1
25-398-27-71 Ti 1
= 0.8 mm

25-398-27-89 Al 1

25-398-31-09 Ti 1
25-398-31-71 Ti 1
= 0.8 mm

25-398-31-89 Al 1

25-398-35-09 Ti 1
25-398-35-71 Ti 1
= 0.8 mm

25-398-35-89 Al 1

25-398-39-09 Ti 1
25-398-39-71 Ti 1
= 1.0 mm

25-398-39-89 Al 1

Mandible
with 1-mm graduation



25-396-29-09 Ti 1	25-396-34-09 Ti 1	25-396-39-09 Ti 1	25-396-44-09 Ti 1	25-396-56-09 Ti 1
25-396-29-71 Ti 1	25-396-34-71 Ti 1	25-396-39-71 Ti 1	25-396-44-71 Ti 1	25-396-56-71 Ti 1
= 1.0 mm	= 1.0 mm	= 1.0 mm	= 1.0 mm	= 1.0 mm
25-396-29-89 Al 1	25-396-34-89 Al 1	25-396-39-89 Al 1	25-396-44-89 Al 1	25-396-56-89 Al 1

Chin Plates

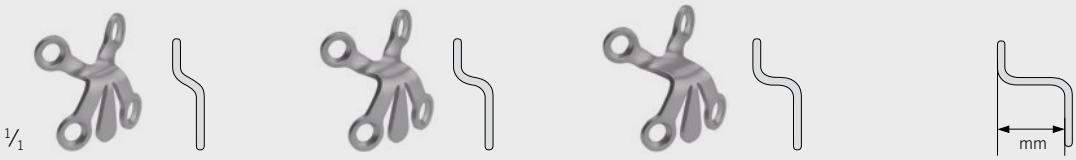

50-304-02-09 Ti 1	50-304-03-09 Ti 1	50-304-04-09 Ti 1
50-304-02-71 Ti 1	50-304-03-71 Ti 1	50-304-04-71 Ti 1
2 mm	3 mm	4 mm
= 0.8 mm	= 0.8 mm	= 0.8 mm

50-304-06-09 Ti 1	50-304-08-09 Ti 1	50-304-10-09 Ti 1
50-304-06-71 Ti 1	50-304-08-71 Ti 1	50-304-10-71 Ti 1
6 mm	8 mm	10 mm
= 0.8 mm	= 0.8 mm	= 0.8 mm

Implants:
Universal Osteosynthesis Plates

Standard	25-551-02-09 Ti 5 25-551-02-91 Ti 1 25-551-02-71 Ti 1 = 1.0 mm	25-550-04-09 Ti 5 25-550-04-91 Ti 1 25-550-04-71 Ti 1 = 1.0 mm	25-551-04-09 Ti 5 25-551-04-91 Ti 1 25-551-04-71 Ti 1 = 1.0 mm	25-552-04-09 Ti 5 25-552-04-91 Ti 1 25-552-04-71 Ti 1 = 1.0 mm
Low profile	50-362-02-09 Ti 5 50-362-02-91 Ti 1 50-362-02-71 Ti 1 = 0.6 mm	50-360-04-09 Ti 5 50-360-04-91 Ti 1 50-360-04-71 Ti 1 = 0.6 mm 25-550-04-89 Al 1	50-362-04-09 Ti 5 50-362-04-91 Ti 1 50-362-04-71 Ti 1 = 0.6 mm 25-551-04-89 Al 1	50-364-04-09 Ti 5 50-364-04-91 Ti 1 50-364-04-71 Ti 1 = 0.6 mm 25-552-04-89 Al 1



Explanation of icons

- Ti Pure titanium
- Plate profile
- 1 Units per package
- STERILE R Sterile packaged implants

Standard	25-550-06-09 Ti 5	25-552-06-09 Ti 5	25-550-08-09 Ti 5
	25-550-06-91 Ti 1	25-552-06-91 Ti 1	25-550-08-91 Ti 1
	25-550-06-71 Ti 1	25-552-06-71 Ti 1	25-550-08-71 Ti 1
	= 1.0 mm	= 1.0 mm	= 1.0 mm
Low profile	50-366-06-09 Ti 5	50-368-06-09 Ti 5	50-370-08-09 Ti 5
	50-366-06-91 Ti 1	50-368-06-91 Ti 1	50-370-08-91 Ti 1
	50-366-06-71 Ti 1	50-368-06-71 Ti 1	50-370-08-71 Ti 1
	= 0.6 mm	= 0.6 mm	= 0.6 mm
	25-550-06-89 Al 1	25-552-06-89 Al 1	25-550-08-89 Al 1

1/1

Standard

25-550-16-09 Ti 5
25-550-16-91 Ti 1
25-550-16-71 Ti 1
= 1.0 mm

Low profile

50-368-16-09 Ti 5
50-368-16-91 Ti 1
50-368-16-71 Ti 1
= 0.6 mm

25-550-16-89 Al 1

25-550-40-09 Ti 5
25-550-40-71 Ti 1
40-hole
= 1.0 mm

1/1

Standard	25-564-04-09 Ti 5 25-564-04-91 Ti 1 25-564-04-71 Ti 1 = 1.0 mm	25-566-04-09 Ti 5 25-566-04-91 Ti 1 25-566-04-71 Ti 1 = 1.0 mm	25-569-04-09 Ti 5 25-569-04-91 Ti 1 25-569-04-71 Ti 1 = 1.0 mm	25-571-04-09 Ti 5 25-571-04-91 Ti 1 25-571-04-71 Ti 1 = 1.0 mm
Low profile	50-371-04-09 Ti 5 50-371-04-91 Ti 1 50-371-04-71 Ti 1 = 0.6 mm	50-373-04-09 Ti 5 50-373-04-91 Ti 1 50-373-04-71 Ti 1 = 0.6 mm	50-375-04-09 Ti 5 50-375-04-91 Ti 1 50-375-04-71 Ti 1 = 0.6 mm	50-377-04-09 Ti 5 50-377-04-91 Ti 1 50-377-04-71 Ti 1 = 0.6 mm
	25-566-04-89 Al 1	25-566-04-89 Al 1	25-571-04-89 Al 1	25-571-04-89 Al 1

1/1

Standard	25-565-04-09 Ti 5	25-567-04-09 Ti 5	25-574-05-09 Ti 5	25-575-05-09 Ti 5
	25-565-04-91 Ti 1	25-567-04-91 Ti 1	25-574-05-91 Ti 1	25-575-05-91 Ti 1
	25-565-04-71 Ti 1	25-567-04-71 Ti 1	25-574-05-71 Ti 1	25-575-05-71 Ti 1
	= 1.0 mm	= 1.0 mm	= 1.0 mm	= 1.0 mm
Low profile	50-379-04-09 Ti 5	50-381-04-09 Ti 5	50-380-05-09 Ti 5	50-382-05-09 Ti 5
	50-379-04-91 Ti 1	50-381-04-91 Ti 1	50-380-05-91 Ti 1	50-382-05-91 Ti 1
	50-379-04-71 Ti 1	50-381-04-71 Ti 1	50-380-05-71 Ti 1	50-382-05-71 Ti 1
	= 0.6 mm	= 0.6 mm	= 0.6 mm	= 0.6 mm
	25-567-04-89 Al 1	25-567-04-89 Al 1		

1/1

Standard	25-576-06-09 Ti 5	25-577-06-09 Ti 5	25-578-06-09 Ti 5	25-579-06-09 Ti 5
	25-576-06-91 Ti 1	25-577-06-91 Ti 1	25-578-06-91 Ti 1	25-579-06-91 Ti 1
	25-576-06-71 Ti 1	25-577-06-71 Ti 1	25-578-06-71 Ti 1	25-579-06-71 Ti 1
	= 1.0 mm	= 1.0 mm	= 1.0 mm	= 1.0 mm
Low profile	50-401-06-09 Ti 5	50-402-06-09 Ti 5		
	50-401-06-91 Ti 1	50-402-06-91 Ti 1	50-403-06-91 Ti 1	50-404-06-91 Ti 1
	50-401-06-71 Ti 1	50-402-06-71 Ti 1	50-403-06-71 Ti 1	50-404-06-71 Ti 1
	= 0.6 mm	= 0.6 mm	= 0.6 mm	= 0.6 mm

1/1

Standard		25-568-04-09 Ti 5 25-568-04-91 Ti 1 25-568-04-71 Ti 1 = 1.0 mm	25-568-06-91 Ti 1 25-568-06-71 Ti 1 = 1.0 mm	
Low profile	50-384-04-91 Ti 1 = 0.5 mm		50-389-06-91 Ti 1 50-389-06-71 Ti 1 = 0.6 mm	50-392-05-91 Ti 1 50-392-05-71 Ti 1 = 0.6 mm

1/1

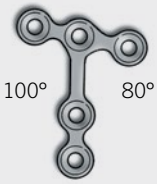

Standard	25-560-06-09 Ti 5 25-560-06-91 Ti 1 25-560-06-71 Ti 1 = 1.0 mm	25-561-05-09 Ti 5 25-561-05-91 Ti 1 25-561-05-71 Ti 1 = 1.0 mm	25-562-05-09 Ti 5 25-562-05-91 Ti 1 25-562-05-71 Ti 1 = 1.0 mm	25-563-05-09 Ti 5 25-563-05-91 Ti 1 25-563-05-71 Ti 1 = 1.0 mm
Low profile	50-386-06-09 Ti 5 50-386-06-91 Ti 1 50-386-06-71 Ti 1 = 0.6 mm	50-386-05-09 Ti 5 50-386-05-91 Ti 1 50-386-05-71 Ti 1 = 0.6 mm		
	25-560-06-89 Al 1			

1/1

Standard	25-553-05-09 Ti 5	25-554-04-09 Ti 5
	25-553-05-91 Ti 1	25-554-04-91 Ti 1
	25-553-05-71 Ti 1	25-554-04-71 Ti 1
	= 1.0 mm	= 1.0 mm
Low profile	50-390-05-09 Ti 5	50-391-05-09 Ti 5
	50-390-05-91 Ti 1	50-391-05-91 Ti 1
	50-390-05-71 Ti 1	50-391-05-71 Ti 1
	= 0.6 mm	= 0.6 mm
	25-553-05-89 Al 1	25-554-04-89 Al 1

1/1

Standard	25-573-06-09 Ti 5	25-570-06-09 Ti 5
	25-573-06-91 Ti 1	25-570-06-91 Ti 1
	25-573-06-71 Ti 1	25-570-06-71 Ti 1
	= 1.0 mm	= 1.0 mm
Low profile	50-396-06-09 Ti 5	50-397-06-09 Ti 5
	50-396-06-91 Ti 1	50-397-06-91 Ti 1
	50-396-06-71 Ti 1	50-397-06-71 Ti 1
	= 0.6 mm	= 0.6 mm
	25-573-06-89 Al 1	25-570-06-89 Al 1

1/1



50-381-05-09 Ti 1
50-381-05-71 Ti 1
= 0.7 mm

50-383-05-09 Ti 1
50-383-05-71 Ti 1
= 0.7 mm

1/1

50-405-07-09 Ti 1
50-405-07-71 Ti 1
= 0.7 mm

50-407-07-09 Ti 1
50-407-07-71 Ti 1
= 0.7 mm

50-405-09-09 Ti 1
50-405-09-71 Ti 1
= 0.7 mm

50-407-09-09 Ti 1
50-407-09-71 Ti 1
= 0.7 mm

1/1

50-405-08-09 Ti 1
50-405-08-71 Ti 1
= 0.7 mm

50-406-08-09 Ti 1
50-406-08-71 Ti 1
= 0.7 mm

Compression Plates

1/1

50-410-04-09 Ti 5
50-410-04-91 Ti 1
50-410-04-71 Ti 1
= 1.0 mm

50-410-05-09 Ti 5
50-410-05-91 Ti 1
50-410-05-71 Ti 1
= 1.0 mm

50-412-05-09 Ti 5
50-412-05-91 Ti 1
50-412-05-71 Ti 1
= 1.0 mm

1/1

50-402-07-09 Ti 5
50-402-07-91 Ti 1
50-402-07-71 Ti 1
= 0.6 mm

50-403-07-09 Ti 5
50-403-07-91 Ti 1
50-403-07-71 Ti 1
= 0.6 mm

50-404-07-09 Ti 5
50-404-07-91 Ti 1
50-404-07-71 Ti 1
= 0.6 mm

1/1

50-406-04-09 Ti 5
50-406-04-91 Ti 1
50-406-04-71 Ti 1
= 0.6 mm

50-407-04-09 Ti 5
50-407-04-91 Ti 1
50-407-04-71 Ti 1
= 0.6 mm

50-408-04-09 Ti 5
50-408-04-91 Ti 1
50-408-04-71 Ti 1
= 0.6 mm

50-409-04-09 Ti 5
50-409-04-91 Ti 1
50-409-04-71 Ti 1
= 0.6 mm

1/1

50-405-17-09 Ti 1
50-405-17-71 Ti 1
= 1.0 mm

1/1

25-023-04-09 Ti 1
25-023-04-71 Ti 1
= 1.0 mm

1/1

25-240-04-09 Ti 1
= 1.0 mm

25-241-04-09 Ti 1
= 1.0 mm

25-240-06-09 Ti 1
= 1.0 mm

25-241-06-09 Ti 1
= 1.0 mm

1/1

25-350-04-09 Ti 5
25-350-04-91 Ti 1
= 1.0 mm

25-351-04-09 Ti 5
25-351-04-91 Ti 1
= 1.0 mm

25-352-04-09 Ti 5
25-352-04-91 Ti 1
= 1.0 mm

25-350-06-09 Ti 5
25-350-06-91 Ti 1
= 1.0 mm

1/1

25-352-06-09 Ti 5
25-352-06-91 Ti 1
= 1.0 mm

25-350-08-09 Ti 5
25-350-08-91 Ti 1
= 1.0 mm

25-350-16-09 Ti 5
25-350-16-91 Ti 1
= 1.0 mm

25-351-16-09 Ti 5
25-351-16-91 Ti 1
= 0.8 mm

1/1

25-352-05-09 Ti 5
25-352-05-91 Ti 1
= 1.0 mm

25-353-05-09 Ti 5
25-353-05-91 Ti 1
= 1.0 mm

25-354-04-09 Ti 5
25-354-04-91 Ti 1
= 1.0 mm

25-355-05-09 Ti 5
25-355-05-91 Ti 1
= 1.0 mm

1/1

25-356-04-09 Ti 5
25-356-04-91 Ti 1
= 1.0 mm

25-357-04-09 Ti 5
25-357-04-91 Ti 1
= 1.0 mm

25-358-06-09 Ti 5
25-358-06-91 Ti 1
= 1.0 mm

25-359-06-09 Ti 5
25-359-06-91 Ti 1
= 1.0 mm

1/1

25-360-06-09 Ti 5
25-360-06-91 Ti 1
= 1.0 mm

25-361-05-09 Ti 5
25-361-05-91 Ti 1
= 1.0 mm

25-362-05-09 Ti 5
25-362-05-91 Ti 1
= 1.0 mm

25-363-05-09 Ti 5
25-363-05-91 Ti 1
= 1.0 mm

1/1

25-368-04-09 Ti 5
25-368-04-91 Ti 1
= 1.0 mm

25-370-06-09 Ti 5
25-370-06-91 Ti 1
= 1.0 mm

25-371-06-09 Ti 5
25-371-06-91 Ti 1
= 1.0 mm

25-372-04-09 Ti 5
25-372-04-91 Ti 1
= 1.0 mm

1/1

25-364-04-09 Ti 5
25-364-04-91 Ti 1
= 1.0 mm

25-366-04-09 Ti 5
25-366-04-91 Ti 1
= 1.0 mm

25-365-04-09 Ti 5
25-365-04-91 Ti 1
= 1.0 mm

25-367-04-09 Ti 5
25-367-04-91 Ti 1
= 1.0 mm

25-374-04-09 Ti 5
25-374-04-91 Ti 1
= 1.0 mm

25-376-04-09 Ti 5
25-376-04-91 Ti 1
= 1.0 mm

25-375-04-09 Ti 5
25-375-04-91 Ti 1
= 1.0 mm

25-377-04-09 Ti 5
25-377-04-91 Ti 1
= 1.0 mm

25-374-07-09 Ti 5
25-374-07-91 Ti 1
= 1.0 mm

25-376-07-09 Ti 5
25-376-07-91 Ti 1
= 1.0 mm



1/1

25-400-06-09 Ti 2	25-400-09-09 Ti 2	25-400-12-09 Ti 2	25-400-15-09 Ti 2
25-400-06-91 Ti 1	25-400-09-91 Ti 1	25-400-12-91 Ti 1	25-400-15-91 Ti 1
25-400-06-71 Ti 1	25-400-09-71 Ti 1	25-400-12-71 Ti 1	25-400-15-71 Ti 1
60 mm	90 mm	120 mm	150 mm
= 1.4 mm	= 1.4 mm	= 1.4 mm	= 1.4 mm

25-400-18-09 Ti 2
25-400-18-91 Ti 1
25-400-18-71 Ti 1

180 mm

= 1.4 mm

25-400-21-09 Ti 2
25-400-21-91 Ti 1
25-400-21-71 Ti 1

210 mm

= 1.4 mm

25-400-24-09 Ti 2
25-400-24-91 Ti 1

240 mm

= 1.4 mm

Implants:
Universal Mesh Plates

1/1

25-006-02-09 Ti 1
25-006-02-71 Ti 1
= 0.6 mm

1/1



25-006-09-09 Ti 1
25-006-09-71 Ti 1
= 0.6 mm



1/1

25-020-03-09 Ti 1
25-020-03-71 Ti 1
= 0.6 mm

25-020-04-09 Ti 1
25-020-04-71 Ti 1
= 0.6 mm



25-020-06-09 Ti 1
25-020-06-71 Ti 1
= 0.6 mm

25-020-08-09 Ti 1
25-020-08-71 Ti 1
= 0.6 mm

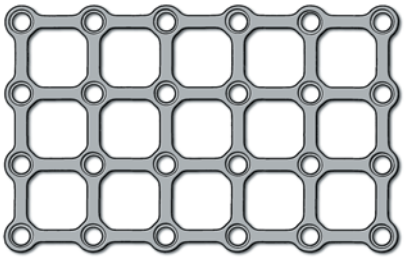

25-020-24-09 Ti 1
25-020-24-71 Ti 1
= 0.6 mm

1/1

25-024-04-09 Ti 1
25-024-04-71 Ti 1
= 0.6 mm

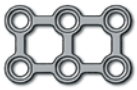

25-024-06-09 Ti 1
25-024-06-71 Ti 1
= 0.6 mm



25-024-16-09 Ti 1
25-024-16-71 Ti 1
= 0.6 mm

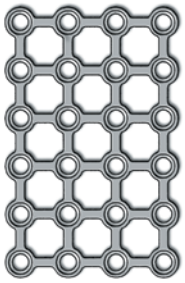

25-024-24-09 Ti 1
25-024-24-71 Ti 1
= 0.6 mm

25-022-04-09 Ti 1
25-022-04-71 Ti 1
= 0.6 mm

25-022-08-09 Ti 1
25-022-08-71 Ti 1
= 0.6 mm

Implants:
Rigid Blue Plates

A series of mini and mesh plates using 2.0- and 2.3-mm screws. These plates are made of high strength titanium alloy (Ti-6AL-4V ASTM F136a) to provide high strength, low weight and a flat profile.
The plates can be used with both Centre-Drive® as well as maxDrive® screws in monocortical osteosynthesis without compression. The Rigid Blue plates can be identified by their blue anodized surface.

1/1

50-321-04-09 Ti 1
50-321-04-71 Ti 1
= 1.0 mm

50-322-04-09 Ti 1
50-322-04-71 Ti 1
= 1.0 mm

50-320-08-09 Ti 1
50-320-08-71 Ti 1
= 1.0 mm

50-406-17-09 Ti 1
50-406-17-71 Ti 1
= 1.0 mm

Explanation of icons

Ti Titanium alloy

Plate profile

1 Units per package

STERILE R Sterile packaged implants

1/1

50-330-04-09 Ti 1

= 1.0 mm

50-330-06-09 Ti 1

50-330-06-71 Ti 1

= 1.0 mm

50-331-06-09 Ti 1

50-331-06-71 Ti 1

= 1.0 mm

50-332-06-09 Ti 1

50-332-06-71 Ti 1

= 1.0 mm

25-022-28-09 Ti 1

= 1.0 mm

Instruments:
Screwdrivers and Blades

Screwdrivers and Blades

Centre-Drive®

maxDrive®

Blades to fit		Length	25-402-99-07*	25-407-03-04 flattened	25-407-04-04* flattened	25-407-05-04*	25-406-99-07	50-425-05-07* rigid, flattened	25-410-00-07 Ratchet	25-411-00-07* Ratchet, flattened
25-434-98-07	**2.0/2.3 mm**	80 mm	x							
25-540-98-07	**2.0/2.3 mm**	94 mm		x	x	x	x	x	x	x
25-491-97-07	**2.0/2.3 mm**	80 mm	x							
25-486-97-07	**2.0/2.3 mm**	80 mm		x	x	x	x	x	x	x
25-486-98-07	**2.0/2.3 mm**	94 mm		x	x	x	x	x	x	x
25-480-20-07	**2.0/2.3 mm**	103 mm		x	x	x	x	x	x	x

* For storage in the LevelOne modules

Explanation of icons

- St Stainless steel
- maxDrive®
- Centre-Drive®

Measuring Clips

25-650-02-04
Measuring clip for screw length, green

25-650-02-04
Measuring clip for screw diameter

¼

25-542-17-07 2.0/2.3 mm
Screwdriver, rigid, not detachable

¼

25-486-17-07 2.0/2.3 mm
Screwdriver, rigid, not detachable

½

25-422-20-07 2.0 mm
25-424-20-07 2.0 mm
Bone graft screwdriver

½

25-480-20-07 St 2.0/2.3 mm
Retention sleeve for screw explantation

Instruments:
Twist Drills

Twist drills

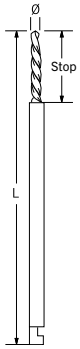

J-notch attachment			
Ø x L (mm)	Stop (mm)	STERILE R	
1.5 x 50 mm	5	25-449-05-07	5
1.5 x 50 mm	5	25-449-05-91	1
1.5 x 50 mm	5	25-449-05-71	1
1.5 x 50 mm	7	25-449-07-07	5
1.5 x 50 mm	7	25-449-07-91	1
1.5 x 50 mm	7	25-449-07-71	1
1.5 x 50 mm	9	25-449-09-07	5
1.5 x 50 mm	9	25-449-09-91	1
1.5 x 50 mm	9	25-449-09-71	1
1.5 x 50 mm	11	25-449-11-07	5
1.5 x 50 mm	11	25-449-11-91	1
1.5 x 50 mm	21	25-449-16-07	5
1.5 x 50 mm	21	25-449-16-91	1
1.5 x 50 mm	21	25-449-16-71	1
1.5 x 70 mm	10	25-458-16-07	5
1.5 x 70 mm	10	25-458-16-91	1
1.5 x 70 mm	–	25-461-16-07	5
1.5 x 70 mm	–	25-461-16-91	1
1.5 x 105 mm	5	50-515-05-07	1
1.5 x 115 mm	–	25-469-11-07	1
1.5 x 115 mm	–	25-469-11-71	1

Explanation of icons

- St Stainless steel
- J-notch attachment
- Dental attachment
- 1 Units per package
- STERILE R Sterile packaged implants

Twist drills

St	Dental attachment			
	Ø x L (mm)	Stop (mm)		
	1.5 x 34 mm	19	50-924-00-07	1
	1.5 x 20 mm	7	50-924-07-07	1
	1.5 x 22 mm	9	50-924-09-07	1
	1.5 x 45 mm	5	25-459-05-07	1
	1.5 x 45 mm	7	25-459-07-07	1
	1.5 x 45 mm	15	25-459-15-07	1

Instruments

25-496-15-09 Ti 1

15 cm / 6"

Plate-holding forceps

25-441-18-07 St 1

18 cm / 7 ¼"

Plate-holding forceps, curved



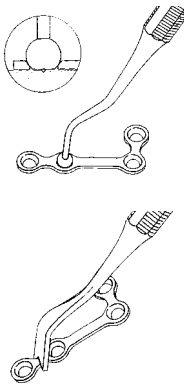

Lindorf
25-435-20-07 St 1
Mini

16 cm / 6 ¼"

Plate-holding instrument



Lindorf
25-435-25-07 St 1
Champy

16 cm / 6 ¼"

Plate-holding instrument

Explanation of icons

St Stainless steel

Ti Titanium alloy

1 Units per package

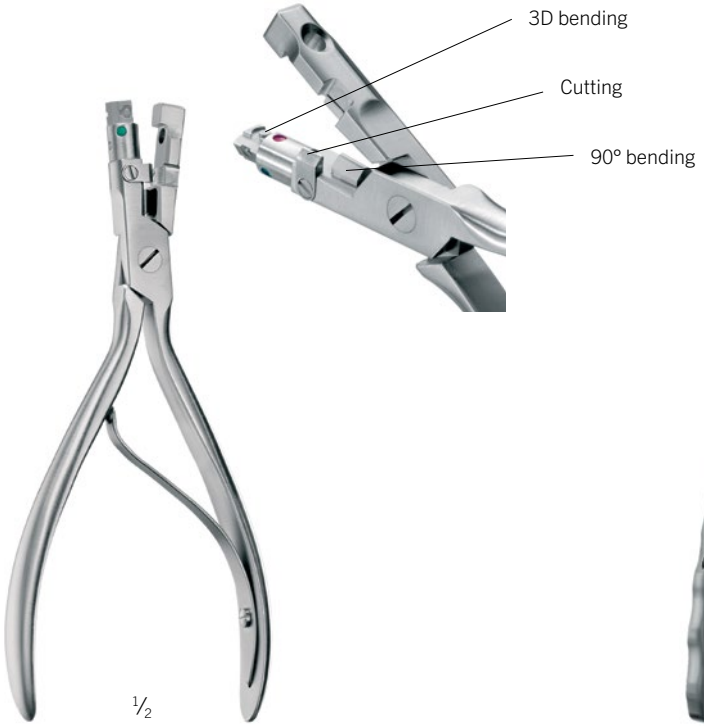

50-502-10-07 St 1

16 cm / 6 ¼"

Multifunctional plate bender for 1.0/1.5/2.0 systems
for 3D bending, 90° bending, cutting

50-502-98-07 St 1

Set of spare blades for 50-502-10-07

50-502-11-07 St 1

20 cm / 8"

Multifunctional plate cutter for 1.0/1.5/2.0 systems

50-502-99-07 St 1

Set of spare blades for 50-502-11 -07

Instruments

25-516-13-07 St 1
13 cm / 5 ¼"
Modeling pliers

25-510-12-07 St 1
Mini
12 cm / 4 ¼"
Bending pliers KLS Martin Mini System

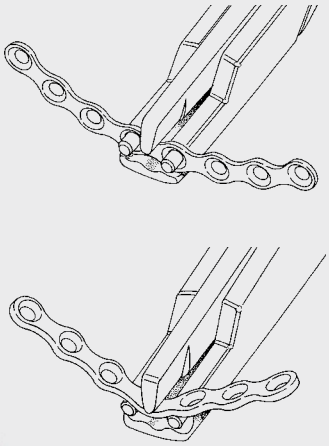

25-416-15-07 St 1
Champy
15 cm / 6"
Bending pliers Champy System

50-501-40-07 St 1
17 cm / 6 ½"
Depth gauge

25-420-18-07 St 1 TC GOLD
18 cm / 7"
Plate cutting pliers

50-325-01-07 St 1
15 cm / 6"
Fracture reduction clamp

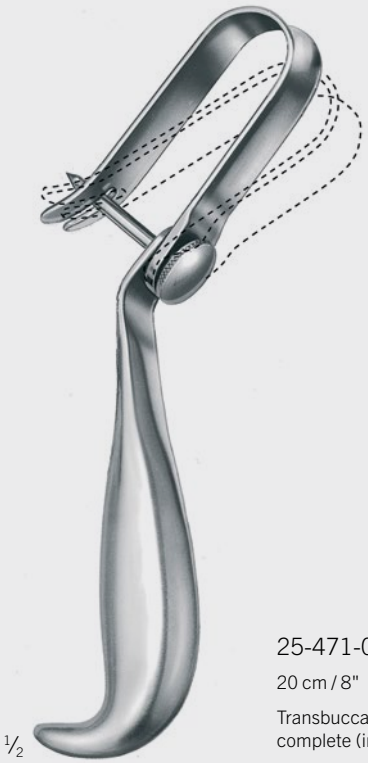

½

½

25-471-15-07

Trocar

25-471-20-07

Drill sleeve

25-471-00-07 St 1

20 cm / 8"

Transbuccal system for 2.0- and 2.3-mm screws, complete (incl. trocar and drill sleeve)

½

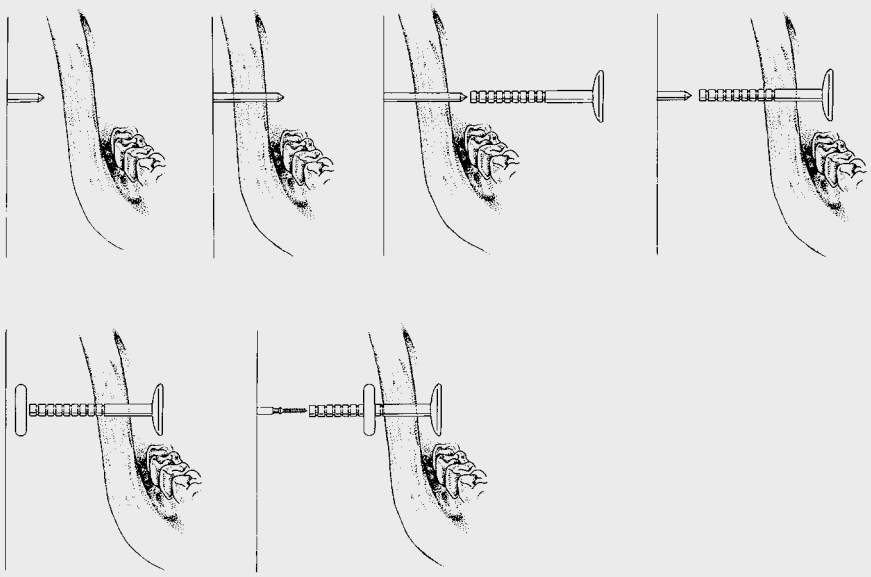

25-474-00-01 St 1

Supplementary instrument for transbuccal procedures, complete set

Storage: Implants

55-961-06-04

2.0-mm Mini module complete, without implants

2.0-mm Mini module	
55-961-06-04	**2.0-mm Mini module complete consisting of:**
55-962-03-04	Insert module with red module rails
55-963-06-04	Cover for 2.0-mm Mini module
55-964-05-04	Insert for 2.0-mm Mini Universal
55-964-03-04	Insert for 2.0-mm Mini Trauma
	Insert 55-964-05-04 is prepared for the following implants:
25-550-04-09	Mini-plate, 4-hole, straight
25-550-08-09	Mini-plate, 8-hole, straight
25-552-04-09	Mini plate, 4-hole, straight, long
50-368-16-09	Mini plate, 16-hole, 0.6 mm, straight
50-375-04-09	Mini-plate, 4-hole, L-shape, right, medium, 0.6 mm
50-377-04-09	Mini-plate, 4-hole, L-shape, left, medium, 0.6 mm
50-379-04-09	Mini-plate, 4-hole, L-shape, right, long, 0.6 mm
50-381-04-09	Mini-plate, 4-hole, L-shape, left, long, 0.6 mm
50-386-06-09	Mini-plate, 6-hole, T-shape, 0.6 mm
50-390-05-09	Mini-plate, 5-hole, Y-shape, short, 0.6 mm
50-396-06-09	Mini-plate, 6-hole, double Y-shape, short, 0.6 mm
50-408-04-09	Mini-plate, 4-hole, Z-shape, left,100°, long, 0.6 mm
50-409-04-09	Mini-plate, 4-hole, Z-shape, right,100°, long, 0.6 mm
	Insert 55-964-03-04 is prepared for the following implants:
50-381-05-09	Mini-plate, 5-hole, L-shape, right, long
50-383-05-09	Mini-plate, 5-hole, L-shape, left, long
50-405-07-09	Mini-plate, 7-hole, L-shape, right, 100°
50-405-08-09	Mini-plate, 8-hole, Y-shape, 0.7 mm
50-405-09-09	Mini-plate, 9-hole, L-shape, right
50-405-12-09	Mini orbita plate, 12-hole, 0.7 mm
50-405-17-09	Mini-plate, 20-hole, straight
50-406-08-09	Mini-plate, 8-hole, double Y-shape, 0.7 mm
50-407-07-09	Mini-plate, 7-hole, L-shape, left, 100°
50-407-09-09	Mini-plate, 9-hole, L-shape, left

55-962-13-04

2.0-mm storage module without lid, without contents

55-963-09-04

Lid

55-962-23-04

2.0-mm screw storage module without lid

55-963-08-04

Lid

55-962-33-04

Double insert module

Storage: Implants

55-961-07-04

2.0-mm Champy module complete, without implants

2.0-mm Champy module	
55-961-07-04	**Champy module complete consisting of:**
55-962-03-04	Insert module with red module rails
55-963-07-04	Cover for 2.0-mm Champy module
55-964-18-04	Insert for 2.0-mm Champy module
55-964-17-04	Insert, universal
	Insert 55-964-18-04 is prepared for the following implants:
25-350-04-09	Champy plate, 4-hole, straight, short
25-350-06-09	Champy plate, 6-hole, straight, short
25-350-08-09	Champy plate, 8-hole, straight
25-351-04-09	Champy plate, 4-hole, straight, short
25-352-04-09	Champy plate, 4-hole, straight, long
25-352-05-09	Champy plate, Y-shape, 5-hole, long
25-352-06-09	Champy plate, 6-hole, straight, long
25-356-04-09	Champy plate, T-shape, 2 x 2 holes, short
25-357-04-09	Champy plate, T-shape, 2 x 2 holes, long
25-360-06-09	Champy plate, T-shape, 3 x 3 holes, short
25-364-04-09	Champy plate, L-shape, 4-hole, short, right
25-365-04-09	Champy plate, L-shape, 4-hole, long, right
25-366-04-09	Champy plate, L-shape, 4-hole, short, left
25-367-04-09	Champy plate, L-shape, 4-hole, long, left
25-368-04-09	Champy plate, H-shape, 6-hole
25-395-08-09	Champy orbita plate, 8-hole

55-962-13-04

2.0-mm storage module without lid, without contents

55-963-09-04

Lid

55-962-23-04

2.0-mm screw storage module without lid

55-963-08-04

Lid

55-962-13-04

Storage module without lid

Storage: Implants

55-961-32-04

2.0-mm Arnett FAB module complete, without implants

2.0-mm Arnett FAB module	
55-961-32-04	**Arnett module complete consisting of:**
55-962-03-04	Insert module with red module rails
55-963-52-04	Lid for Arnett module
55-964-69-04	Insert for Arnett plates "Type 1"
55-964-80-04	Insert for Arnett plates "Type 2"
	Insert 55-964-69-04 is prepared for the following implants:
25-396-29-09	Arnett plate, 4-hole, straight, small
25-396-34-09	Arnett plate, 4-hole, straight, medium
25-396-39-09	Arnett plate, 4-hole, straight, large
25-396-44-09	Arnett plate, 4-hole, straight, XL
25-396-56-09	Arnett plate, 6-hole, straight, large
25-399-26-09	Arnett plate, T-shape, 0.8 mm, small
25-399-32-09	Arnett plate, T-shape, 0.8 mm, medium
25-399-37-09	Arnett plate, T-shape, 1.0 mm, large
50-304-02-09	Arnett chin plate, 2 mm
50-304-03-09	Arnett chin plate, 3 mm
50-304-04-09	Arnett chin plate, 4 mm
50-304-06-09	Arnett chin plate, 6 mm
50-304-08-09	Arnett chin plate, 8 mm
50-304-10-09	Arnett chin plate, 10 mm
	Insert 55-964-80-04 is prepared for the following implants:
25-397-27-09	Arnett plate, L-shape, 0.8 mm, small
25-397-31-09	Arnett plate, L-shape, 0.8 mm, medium
25-397-35-09	Arnett plate, L-shape, 0.8 mm, large
25-397-39-09	Arnett plate, L-shape, 1.0 mm, XL
25-398-27-09	Arnett plate, C-shape, 0.8 mm, small
25-398-31-09	Arnett plate, C-shape, 0.8 mm, medium
25-398-35-09	Arnett plate, C-shape, 0.8 mm, large
25-398-39-09	Arnett plate, C-shape, 1.0 mm, XL

55-962-23-04

2.0-mm screw storage module without lid

55-963-08-04

Lid

55-962-33-04

Double insert module

Storage: Instruments

55-969-26-04

Multi storage*, configured, with lid, without instruments
15 x 30 cm

55-969-16-04

Free storage, with lid, without silicone mat
15 x 30 cm

55-969-59-04

Basic storage*, configured, with lid, without instruments
15 x 30 cm

55-969-14-04

Free storage, with lid, without silicone mat
30 x 30 cm

Figure: possible combination with system 2.3 Fracture and Reconstruction

Instrument modules		
55-969-16-04	15 x 30 cm	Free storage, with lid
55-969-14-04	30 x 30 cm	Free storage, with lid
55-969-26-04	15 x 30 cm	Multi*, configured, with lid
55-969-57-04	15 x 30 cm	Basic*, configured, with lid
55-969-24-04	30 x 30 cm	Multi*, configured, with lid
55-969-59-04	30 x 30 cm	Basic*, configured, with lid
		Individual components
55-964-15-04	15 x 30 cm	Free storage, without lid
55-964-30-04	30 x 30 cm	Free storage, without lid
55-969-15-04	15 x 30 cm	Multi*, configured, without lid
55-969-47-04	15 x 30 cm	Basic*, configured, without lid
55-969-30-04	30 x 30 cm	Multi*, configured, without lid
55-969-49-04	30 x 30 cm	Basic*, configured, without lid
55-963-15-04	15 x 30 cm	Multi lid
55-963-16-04	15 x 30 cm	Basic lid
55-963-30-04	30 x 30 cm	Lid
55-969-94-04	15 x 30 cm	Silicone mat for 55-969-16-04
55-969-93-04	30 x 30 cm	Silicone mat for 55-969-14-04
		Module clips
55-969-98-04		to hold 3 racks, left
55-969-99-04		to hold 3 racks, right
55-969-96-04		to hold 4 racks, left
55-969-97-04		to hold 4 racks, right

* Multi = Storage prepared for LevelOne multifunctional instruments
* Basic = Storage prepared for traditional instruments

Storage:
Set Suggestions

Set suggestions

55-969-26-04		Instrument tray Multi, configured, 15 x 30 cm prepared for:
25-402-99-07	2	Screwdriver handle, medium
25-406-99-07	2	Screwdriver handle, large
25-435-10-07	1	Lindorf plate-holding instrument 1.0 mm
25-435-15-07	1	or Lindorf plate-holding instrument 2.0 mm
25-435-20-07	1	or Lindorf plate-holding instrument 2.0 mm
25-435-25-07	1	or Lindorf plate-holding instrument 2.0 mm Champy
50-502-10-07	2	Multifunctional pliers for 1.0/2.0/2.0 mm
50-502-11-07	1	Cutter for 1.0/2.0/2.0 mm

Set suggestions

55-969-57-04		Instrument tray Basic, configured, 15 x 30 cm prepared for:
25-402-99-07	2	Screwdriver handle, medium
25-406-99-07	2	Screwdriver handle, large
25-420-16-07	1	Plate cutting pliers
25-496-15-09	1	Plate-holding forceps
25-510-12-07	1	Bending pliers KLS Martin Mini System
25-516-13-07	2	Modeling pliers

Figure: possible combination with system 2.3 Fracture and Reconstruction

Set suggestions

55-969-24-04		Instrument tray Multi, configured, 30 x 30 cm prepared for:
25-402-99-07	2	Screwdriver handle, medium
25-406-99-07	2	Screwdriver handle, large
25-496-15-09	1	Plate-holding forceps
50-205-17-07	2	Plate-holding forceps
50-325-01-07	1	Fracture clamp
50-501-40-07	1	Depth gauge
50-502-10-07	2	Multifunctional pliers for 1.0/1.5/2.0 mm
50-502-11-07	1	Cutter for 1.0/1.5/2.0 mm
50-502-23-07	1	Multifunctional instrument 2.3/2.7 mm Type A
50-502-24-07	1	Multifunctional instrument 2.3/2.7 mm Type B

Set suggestions

55-969-59-04		Instrument tray Basic, configured, 30 x 30 cm prepared for:
25-402-99-07	2	Screwdriver handle, medium
25-406-99-07	2	Screwdriver handle, large
25-420-18-07	1	Plate cutting pliers
25-496-15-09	1	Plate-holding forceps
25-510-12-07	1	Bending pliers KLS Martin Mini System
25-516-13-07	2	Modeling pliers
50-205-17-07	2	Plate-holding forceps
50-325-01-07	1	Fracture clamp
50-502-23-07	1	Multifunctional instrument 2.3/2.7 mm Type A
50-502-24-07	1	Multifunctional instrument 2.3/2.7 mm Type B

Sterile kits

The use of sterile packaged implants with all the associated advantages entails adapting the usual workflow. The selection of implants in particular is changed and the time required for passing these on at the operating table is increased, as the individually sterile packaged implants must first be opened before use.

There are specific indications, where the majority of cases are treated in the same manner and using the same type of implants. For example, 4- or 6-hole plates with a total of four Ø 2.0 x 5 mm-screws are often used for treating fractures in the mandible.

To optimize the workflow for passing on sterile packaged implants and to maintain efficiency in the OR compared to using an open implant system, it makes sense to offer pre-defined sterile kits containing all the plates, screws and drills required for a standard restoration. For this reason, the following kits will be available in the future.

Sterile kits	
25-550-45-71	Sterile kit Mini 2 x Mini plate 2.0, 4-hole, straight (25-550-04) 8 x maxDrive® screw 2.0 x 5 mm (25-872-05) 1 x Twist drill (25-449-05)
25-550-46-71	Sterile kit Mini 2 x Mini plate 2.0, 6-hole, straight (25-550-06) 8 x maxDrive® screw 2.0 x 5 mm (25-872-05) 1 x Twist drill (25-449-05)

11
11-865-12-07 13

22
22-500-11-07 13

25
25-006-02-09 42
25-006-02-71 42
25-006-09-09 42
25-006-09-71 42
25-020-03-09 43
25-020-03-71 43
25-020-04-09 43
25-020-04-71 43
25-020-06-09 43
25-020-06-71 43
25-020-08-09 43
25-020-08-71 43
25-020-24-09 43
25-020-24-71 43
25-022-04-09 43
25-022-04-71 43
25-022-08-09 43
25-022-08-71 43
25-022-28-09 45
25-023-04-09 35
25-023-04-71 35
25-024-04-09 43
25-024-04-71 43
25-024-06-09 43
25-024-06-71 43
25-024-16-09 43
25-024-16-71 43
25-024-24-09 43
25-024-24-71 43
25-092-08-09 10
25-092-08-72 10
25-092-12-09 10
25-092-12-72 10
25-092-38-05 10
25-092-38-72 10
25-092-42-05 10
25-092-42-72 10
25-095-90-09 12
25-095-91-09 12
25-097-08-09 11
25-097-08-75 11
25-099-12-09 10
25-099-12-72 10
25-099-14-09 10
25-099-14-72 10
25-099-42-05 10
25-099-42-72 10
25-099-44-05 10
25-099-44-72 10
25-240-04-09 35
25-240-06-09 35
25-241-04-09 35
25-241-06-09 35
25-283-05-09 19
25-283-05-71 19
25-283-15-71 18
25-283-15-91 18
25-283-20-71 21
25-283-20-91 21
25-283-21-71 21
25-283-21-91 21
25-283-25-71 20
25-283-25-91 20
25-283-26-71 20
25-283-26-91 20
25-285-05-09 19
25-285-05-71 19
25-285-10-91 18
25-288-08-09 21
25-289-08-09 21
25-350-04-09 ..... 36, 56
25-350-04-91 36
25-350-06-09 ..... 36, 56
25-350-06-91 36
25-350-08-09 ..... 36, 56
25-350-08-91 36
25-350-16-09 36
25-350-16-91 36
25-351-04-09 ..... 36, 56
25-351-04-91 36
25-351-16-09 36
25-351-16-91 36
25-352-04-09 ..... 36, 56
25-352-04-91 36
25-352-05-09 ..... 37, 56
25-352-05-91 37
25-352-06-09 ..... 36, 56
25-352-06-91 36
25-353-05-09 37
25-353-05-91 37
25-354-04-09 37
25-354-04-91 37
25-355-05-09 37
25-355-05-91 37
25-356-04-09 ..... 37, 56
25-356-04-91 37
25-357-04-09 ..... 37, 56
25-357-04-91 37
25-358-06-09 37
25-358-06-91 37
25-359-06-09 37
25-359-06-91 37
25-360-06-09 ..... 37, 56
25-360-06-91 37
25-361-05-09 37
25-361-05-91 37
25-362-05-09 37
25-362-05-91 37
25-363-05-09 37
25-363-05-91 37
25-364-04-09 ..... 38, 56
25-364-04-91 38
25-365-04-09 ..... 38, 56
25-365-04-91 38
25-366-04-09 ..... 38, 56
25-366-04-91 38
25-367-04-09 ..... 38, 56
25-367-04-91 38
25-368-04-09 ..... 38, 56
25-368-04-91 38
25-370-06-09 38
25-370-06-91 38
25-371-06-09 38
25-371-06-91 38
25-372-04-09 38
25-372-04-91 38
25-374-04-09 39
25-374-04-91 39
25-374-07-09 39
25-374-07-91 39
25-375-04-09 39
25-375-04-91 39
25-376-04-09 39
25-376-04-91 39
25-376-07-09 39
25-376-07-91 39
25-377-04-09 39
25-377-04-91 39
25-380-04-09 20
25-380-04-71 20
25-380-04-91 20
25-382-04-09 20
25-382-04-71 20
25-382-04-91 20
25-392-04-09 24
25-392-04-71 24
25-392-04-91 24
25-394-04-09 24
25-394-04-71 24
25-394-04-91 24
25-394-34-09 23
25-395-08-09 ..... 17, 56
25-395-08-91 17
25-395-10-09 17
25-395-10-91 17
25-395-12-09 17
25-395-12-91 17
25-395-34-09 23
25-396-29-09 ..... 27, 58
25-396-29-71 27
25-396-29-89 27
25-396-34-09 ..... 27, 58
25-396-34-71 27
25-396-34-89 27
25-396-39-09 ..... 27, 58
25-396-39-71 27
25-396-39-89 27
25-396-44-09 ..... 27, 58
25-396-44-71 27
25-396-44-89 27
25-396-56-09 ..... 27, 58
25-396-56-71 27
25-396-56-89 27
25-397-27-09 ..... 26, 58
25-397-27-71 26
25-397-27-89 26
25-397-31-09 ..... 26, 58
25-397-31-71 26
25-397-31-89 26
25-397-35-09 ..... 26, 58
25-397-35-71 26
25-397-35-89 26
25-397-39-09 ..... 26, 58
25-397-39-71 26
25-397-39-89 26
25-398-27-09 ..... 26, 58
25-398-27-71 26
25-398-27-89 26
25-398-31-09 ..... 26, 58
25-398-31-71 26
25-398-31-89 26
25-398-35-09 ..... 26, 58
25-398-35-71 26
25-398-35-89 26
25-398-39-09 ..... 26, 58
25-398-39-71 26
25-398-39-89 26
25-399-26-09 ..... 26, 58
25-399-26-71 26
25-399-26-89 26
25-399-32-09 ..... 26, 58
25-399-32-71 26
25-399-32-89 26
25-399-37-09 ..... 26, 58
25-399-37-71 26
25-399-37-89 26
25-400-06-09 40
25-400-06-71 40
25-400-06-91 40
25-400-09-09 40
25-400-09-71 40
25-400-09-91 40
25-400-12-09 40
25-400-12-71 40
25-400-12-91 40
25-400-15-09 40
25-400-15-71 40
25-400-15-91 40
25-400-18-09 41
25-400-18-71 41
25-400-18-91 41
25-400-21-09 41
25-400-21-71 41
25-400-21-91 41
25-400-24-09 41
25-400-24-91 41
25-401-30-09 24
25-401-30-71 24
25-401-35-09 24
25-401-35-71 24
25-401-36-09 22
25-401-37-09 22
25-401-38-09 22
25-401-39-09 22
25-401-40-09 24
25-401-40-71 24
25-401-43-09 23
25-401-44-09 23
25-402-99-07 ..... 46, 62, 63
25-406-99-07 ..... 46, 62, 63
25-407-03-04 46
25-407-04-04 ..... 13, 46
25-407-05-04 46
25-410-00-07 46
25-411-00-07 46
25-416-15-07 52
25-420-16-07 62
25-420-18-07 ..... 52, 63
25-422-20-07 47
25-424-20-07 47
25-434-98-07 46
25-435-10-07 62
25-435-15-07 62
25-435-20-07 ..... 50, 62
25-435-25-07 ..... 50, 62
25-441-18-07 50
25-449-05-07 48
25-449-05-71 48
25-449-05-91 48
25-449-07-07 48
25-449-07-71 48
25-449-07-91 48
25-449-09-07 48
25-449-09-71 48
25-449-09-91 48
25-449-11-07 48
25-449-11-91 48
25-449-16-07 48
25-449-16-71 48
25-449-16-91 48
25-458-16-07 48
25-458-16-91 48
25-459-05-07 49
25-459-07-07 49
25-459-15-07 49
25-461-16-07 48
25-461-16-91 48
25-469-11-07 48
25-469-11-71 48
25-471-00-07 53
25-471-15-07 53
25-471-20-07 53
25-474-00-01 53
25-480-20-07 ..... 46, 47
25-486-17-07 47
25-486-97-07 ..... 13, 46
25-486-98-07 46
25-491-97-07 46
25-496-15-09 ..... 50, 62, 63
25-510-12-07 ..... 52, 62, 63
25-516-13-07 ..... 52, 62, 63
25-540-98-07 46
25-542-17-07 47
25-550-04-09 ..... 28, 54
25-550-04-71 28
25-550-04-89 28
25-550-04-91 28
25-550-06-09 29
25-550-06-71 29
25-550-06-89 29
25-550-06-91 29
25-550-08-09 ..... 29, 54
25-550-08-71 29
25-550-08-89 29
25-550-08-91 29
25-550-16-09 30
25-550-16-71 30
25-550-16-89 30
25-550-16-91 30
25-550-40-09 30
25-550-40-71 30
25-550-45-71 65
25-550-46-71 65
25-551-02-09 28
25-551-02-71 28
25-551-02-91 28
25-551-04-09 28
25-551-04-71 28
25-551-04-89 28
25-551-04-91 28
25-552-04-09 ..... 28, 54
25-552-04-71 28
25-552-04-89 28
25-552-04-91 28
25-552-06-09 29
25-552-06-71 29
25-552-06-89 29
25-552-06-91 29
25-553-05-09 33
25-553-05-71 33
25-553-05-89 33
25-553-05-91 33
25-554-04-09 33
25-554-04-71 33
25-554-04-89 33
25-554-04-91 33
25-560-06-09 32
25-560-06-71 32
25-560-06-89 32
25-560-06-91 32
25-561-05-09 32
25-561-05-71 32
25-561-05-91 32
25-562-05-09 32
25-562-05-71 32
25-562-05-91 32
25-563-05-09 32
25-563-05-71 32
25-563-05-91 32
25-564-04-09 30
25-564-04-71 30
25-564-04-91 30
25-565-04-09 31
25-565-04-71 31
25-565-04-91 31
25-566-04-09 30
25-566-04-71 30
25-566-04-89 30
25-566-04-91 30
25-567-04-09 31
25-567-04-71 31
25-567-04-89 31
25-567-04-91 31
25-568-04-09 32
25-568-04-71 32
25-568-04-91 32
25-568-06-71 32
25-568-06-91 32
25-569-04-09 30
25-569-04-71 30
25-569-04-91 30
25-570-06-09 33
25-570-06-71 33
25-570-06-89 33
25-570-06-91 33
25-571-04-09 30
25-571-04-71 30
25-571-04-89 30
25-571-04-91 30
25-573-06-09 33
25-573-06-71 33
25-573-06-89 33
25-573-06-91 33

25-574-05-09 31
25-574-05-71 31
25-574-05-91 31
25-575-05-09 31
25-575-05-71 31
25-575-05-91 31
25-576-06-09 31
25-576-06-71 31
25-576-06-91 31
25-577-06-09 31
25-577-06-71 31
25-577-06-91 31
25-578-06-09 31
25-578-06-71 31
25-578-06-91 31
25-579-06-09 31
25-579-06-71 31
25-579-06-91 31
25-650-02-04 47
25-662-04-09 9
25-662-04-75 9
25-662-05-09 9
25-662-05-75 9
25-662-06-09 9
25-662-07-09 9
25-662-07-75 9
25-662-09-09 9
25-662-09-75 9
25-662-11-09 9
25-662-11-75 9
25-662-13-09 9
25-662-13-75 9
25-662-15-09 9
25-662-15-75 9
25-662-17-09 9
25-662-17-75 9
25-662-19-09 9
25-662-19-75 9
25-663-45-09 9
25-663-47-09 9
25-663-47-75 9
25-663-49-09 9
25-663-49-75 9
25-669-05-09 9
25-669-05-75 9
25-669-07-09 9
25-669-07-75 9
25-872-04-09 8
25-872-04-71 8
25-872-04-75 8
25-872-05-09 8
25-872-05-71 8
25-872-05-75 8
25-872-06-09 8
25-872-06-71 8
25-872-06-75 8
25-872-07-09 8
25-872-07-71 8
25-872-07-75 8
25-872-09-09 8
25-872-09-71 8
25-872-09-75 8
25-872-11-09 8
25-872-11-71 8
25-872-11-75 8
25-872-13-09 8
25-872-13-71 8
25-872-13-75 8
25-872-15-09 8
25-872-15-71 8
25-872-15-75 8
25-872-17-09 8
25-872-17-71 8
25-872-17-75 8
25-872-19-09 8
25-872-19-71 8
25-873-44-09 8
25-873-44-71 8
25-873-44-75 8
25-873-45-09 8
25-873-45-71 8
25-873-45-75 8
25-873-47-09 8
25-873-47-71 8
25-873-47-75 8
25-873-49-09 8
25-873-49-71 8
25-879-05-09 8
25-879-05-71 8
25-879-05-75 8
25-879-06-09 8
25-879-06-71 8
25-879-07-09 8
25-879-07-71 8
25-879-07-75 8
25-879-09-09 8
25-879-09-71 8
25-879-09-75 8
25-882-05-09 8
25-882-05-71 8
25-882-05-75 8
25-882-07-09 8
25-882-07-71 8
25-882-07-75 8
25-882-09-09 8
25-882-09-71 8
25-882-09-75 8
25-882-11-09 8
25-882-11-71 8
25-882-11-75 8
25-882-13-09 8
25-882-13-71 8
25-882-13-75 8
25-882-15-09 8
25-882-15-71 8
25-882-15-75 8
25-882-17-09 8
25-882-17-71 8
25-882-17-75 8
25-882-19-09 8
25-882-19-71 8
25-882-19-75 8

39

39-311-20-07 13

50

50-205-17-07 63
50-300-02-09 25
50-300-02-71 25
50-300-02-91 25
50-300-04-09 25
50-300-04-71 25
50-300-04-91 25
50-300-06-09 25
50-300-06-71 25
50-300-06-91 25
50-300-08-09 25
50-300-08-71 25
50-300-08-91 25
50-300-10-09 25
50-300-10-71 25
50-300-10-91 25
50-300-12-71 25
50-300-12-91 25
50-300-14-71 25
50-300-14-91 25
50-303-02-09 25
50-303-03-09 25
50-303-04-09 25
50-303-05-09 25
50-303-06-09 25
50-303-07-09 25
50-303-08-09 25
50-303-09-09 25
50-304-02-09 27, 58
50-304-02-71 27
50-304-03-09 27, 58
50-304-03-71 27
50-304-04-09 27, 58
50-304-04-71 27
50-304-06-09 27, 58
50-304-06-71 27
50-304-08-09 27, 58
50-304-08-71 27
50-304-10-09 27, 58
50-304-10-71 27
50-311-17-09 15
50-311-17-71 15
50-311-27-09 15
50-311-27-71 15
50-320-08-09 44
50-320-08-71 44
50-321-04-09 44
50-321-04-71 44
50-322-04-09 44
50-322-04-71 44
50-325-01-07 52, 63
50-330-04-09 45
50-330-06-09 45
50-330-06-71 45
50-331-06-09 45
50-331-06-71 45
50-332-06-09 45
50-332-06-71 45
50-360-04-09 28
50-360-04-71 28
50-360-04-91 28
50-362-02-09 28
50-362-02-71 28
50-362-02-91 28
50-362-04-09 28
50-362-04-71 28
50-362-04-91 28
50-364-04-09 28
50-364-04-71 28
50-364-04-91 28
50-366-06-09 29
50-366-06-71 29
50-366-06-91 29
50-368-06-09 29
50-368-06-71 29
50-368-06-91 29
50-368-16-09 30, 54
50-368-16-71 30
50-368-16-91 30
50-370-08-09 29
50-370-08-71 29
50-370-08-91 29
50-371-04-09 30
50-371-04-71 30
50-371-04-91 30
50-373-04-09 30
50-373-04-71 30
50-373-04-91 30
50-375-04-09 30, 54
50-375-04-91 30
50-377-04-09 30, 54
50-377-04-71 30
50-377-04-91 30
50-379-04-09 31, 54
50-379-04-71 31
50-379-04-91 31
50-380-05-09 31
50-380-05-71 31
50-380-05-91 31
50-381-04-09 31, 54
50-381-04-71 31
50-381-04-91 31
50-381-05-09 34, 54
50-381-05-71 34
50-382-05-09 31
50-382-05-71 31
50-382-05-91 31
50-383-05-09 34, 54
50-383-05-71 34
50-384-04-91 32
50-386-05-09 32
50-386-05-71 32
50-386-05-91 32
50-386-06-09 32, 54
50-386-06-71 32
50-386-06-91 32
50-389-06-71 32
50-389-06-91 32
50-390-05-09 33, 54
50-390-05-71 33
50-390-05-91 33
50-391-05-09 33
50-391-05-71 33
50-391-05-91 33
50-392-05-71 32
50-392-05-91 32
50-396-06-09 33, 54
50-396-06-71 33
50-396-06-91 33
50-397-06-09 33
50-397-06-71 33
50-397-06-91 33
50-399-10-09 16
50-399-10-71 16
50-399-12-09 16
50-399-12-71 16
50-400-06-09 17
50-400-06-71 17
50-400-06-91 17
50-400-08-09 17
50-400-08-71 17
50-400-08-91 17
50-401-06-09 31
50-401-06-71 31
50-401-06-91 31
50-402-06-09 31
50-402-06-71 31
50-402-06-91 31
50-402-07-09 35
50-402-07-71 35
50-402-07-91 35
50-403-06-71 31
50-403-06-91 31
50-403-07-09 35
50-403-07-71 35
50-403-07-91 35
50-404-06-71 31
50-404-06-91 31
50-404-07-09 35
50-404-07-71 35
50-404-07-91 35
50-405-06-71 24
50-405-06-91 24
50-405-07-09 34, 54
50-405-07-71 34
50-405-08-09 34, 54
50-405-08-71 34
50-405-09-09 34, 54
50-405-09-71 34
50-405-12-09 17, 54
50-405-12-71 17
50-405-17-09 35, 54
50-405-17-71 35
50-406-04-09 35
50-406-04-71 35
50-406-04-91 35
50-406-08-09 34, 54
50-406-08-71 34
50-406-17-09 44
50-406-17-71 44
50-407-04-09 35
50-407-04-71 35
50-407-04-91 35
50-407-07-09 34, 54
50-407-07-71 34
50-407-09-09 34, 54
50-407-09-71 34
50-408-04-09 35, 54
50-408-04-71 35
50-408-04-91 35
50-409-04-09 35, 54
50-409-04-71 35
50-409-04-91 35
50-410-04-09 34
50-410-04-71 34
50-410-04-91 34
50-410-05-09 34
50-410-05-71 34
50-410-05-91 34
50-412-05-09 34
50-412-05-71 34
50-412-05-91 34
50-425-05-07 46
50-501-40-07 52, 63
50-502-10-07 51, 62, 63
50-502-11-07 51, 62, 63
50-502-23-07 63
50-502-24-07 63
50-502-98-07 51
50-502-99-07 51
50-515-05-07 48
50-924-00-07 49
50-924-07-07 49
50-924-09-07 49

55

55-961-06-04 54
55-961-07-04 56
55-961-29-04 13
55-961-32-04 58
55-962-03-04 54, 56, 58
55-962-13-04 55, 57
55-962-23-04 55, 57, 59
55-962-33-04 55, 59
55-962-48-04 13
55-963-06-04 54
55-963-07-04 56
55-963-08-04 55, 57, 59
55-963-09-04 55, 57
55-963-15-04 61
55-963-16-04 61
55-963-30-04 61
55-963-47-04 13
55-963-52-04 58
55-964-03-04 54
55-964-05-04 54
55-964-15-04 61
55-964-17-04 56
55-964-18-04 56
55-964-30-04 61
55-964-69-04 58
55-964-80-04 58
55-969-14-04 60, 61
55-969-15-04 61
55-969-16-04 60, 61
55-969-24-04 61, 63
55-969-26-04 60, 61, 62
55-969-30-04 61
55-969-47-04 61
55-969-49-04 61
55-969-57-04 61, 62
55-969-59-04 60, 61, 63
55-969-93-04 61
55-969-94-04 61
55-969-96-04 61
55-969-97-04 61
55-969-98-04 61
55-969-99-04 61

KLS Martin Group

KLS Martin Australia Pty Ltd.
Sydney · Australia
Tel. +61 2 9439 5316
australia@klsmartin.com

KLS Martin do Brasil Ltda.
São Paulo · Brazil
Tel. +55 11 3554 2299
brazil@klsmartin.com

KLS Martin Medical (Shanghai) International Trading Co. Ltd.
Shanghai · China
Tel. +86 21 5820 6251
china@klsmartin.com

KLS Martin India Pvt Ltd.
Chennai · India
Tel. +91 44 66 442 300
india@klsmartin.com

Martin Italia S.r.l.
Milan · Italy
Tel. +39 039 605 67 31
italia@klsmartin.com

Nippon Martin K.K.
Tokyo · Japan
Tel. +81 3 3814 1431
nippon@klsmartin.com

KLS Martin SE Asia Sdn. Bhd.
Penang · Malaysia
Tel. +604 505 7838
malaysia@klsmartin.com

KLS Martin de México S.A. de C.V.
Mexico City · Mexico
Tel. + (52) 55-7572-0944
mexico@klsmartin.com

Martin Nederland/Marned B.V.
Huizen · The Netherlands
Tel. +31 35 523 45 38
nederland@klsmartin.com

Gebrüder Martin GmbH & Co. KG
Moscow · Russia
Tel. +7 499 792-76-19
russia@klsmartin.com

KLS Martin Taiwan Ltd.
Taipei 106 · Taiwan
Tel. +886 2 2325 3169
taiwan@klsmartin.com

Gebrüder Martin GmbH & Co. KG
Dubai · United Arab Emirates
Tel. +971 4 454 16 55
middleeast@klsmartin.com

KLS Martin UK Ltd.
Reading · United Kingdom
Tel. +44 1189 000 570
uk@klsmartin.com

KLS Martin LP
Jacksonville · Florida, USA
Tel. +1 904 641 77 46
usa@klsmartin.com

Gebrüder Martin GmbH & Co. KG
A company of the KLS Martin Group
KLS Martin Platz 1 · 78532 Tuttlingen · Germany
P.O. Box 60 · 78501 Tuttlingen · Germany
Tel. +49 7461 706-0 · Fax +49 7461 706-193
info@klsmartin.com · www.klsmartin.com

CE 0297

90-443-02-04 · Rev. 01 · 2021-10 · Printed in Germany

· Copyright by Gebrüder Martin GmbH & Co. KG · Alle Rechte vorbehalten · Technische Änderungen vorbehalten
We reserve the right to make alterations · Cambios técnicos reservados · Sous réserve de modifications techniques · Ci riserviamo il diritto di modifiche tecniche